









Previsió a curt termini

Mitjanes de l'estació

	 °C	 %	 hPa	 km/h	 mm/h	 °C
22 Nov	15.1 / 11.2	69.7	1014.8	2.8	10.6	13.7 / 10.1
23 Nov	15.6 / 10.7	71.0	1016.4	2.8	2.5	14.6 / 9.3
24 Nov	15.6 / 11.2	75.5	1017.8	2.4	6.4	15.0 / 10.1
25 Nov	15.1 / 11.2	77.0	1017.4	2.4	2.0	14.7 / 10.3
26 Nov	16.0 / 10.5	77.4	1019.1	2.5	2.4	15.5 / 9.6
27 Nov	15.2 / 11.1	79.7	1014.8	2.5	1.5	14.8 / 10.4
28 Nov	14.9 / 10.8	73.3	1012.6	3.1	8.7	13.7 / 9.5
29 Nov	14.9 / 10.5	73.8	1017.1	2.3	0.4	14.4 / 9.1
30 Nov	15.2 / 10.7	80.8	1019.5	2.9	0.0	15.1 / 9.8

Límits de l'estació

	 °C	 %	 hPa	 km/h	 km/h	 mm/h	 °C
22 Nov	18.9 2023	97.0 2021	1030.7 2020	18.9 2023	62.3 2023	31.5 2019	17.4 2024
	0.0 2019	26.4 2023	1002.9 2019	-	-	-	2.9 2019
23 Nov	18.2 2022	96.0 2019	1029.9 2020	14.8 2021	29.5 2023	11.9 2021	17.7 2019
	8.8 2020	23.2 2023	1002.7 2019	-	-	-	6.5 2021
24 Nov	18.7 2022	97.0 2021	1027.0 2020	15.8 2019	25.6 2022	32.2 2021	18.9 2022
	8.4 2020	40.5 2023	1008.1 2021	-	-	-	7.2 2020
25 Nov	18.4 2022	94.0 2021	1028.8 2019	17.2 2021	27.7 2023	6.1 2022	18.4 2022
	8.2 2021	54.4 2023	1004.1 2021	-	-	-	6.2 2021
26 Nov	18.0 2020	96.3 2020	1028.8 2019	13.0 2019	25.6 2020, 2023	12.2 2020	19.6 2020
	8.8 2021	48.2 2022	1004.2 2021	-	-	-	5.7 2023
27 Nov	19.4 2019	98.0 2020	1028.2 2022	10.3 2020	33.1 2020	7.4 2020	19.7 2019
	5.0 2021	56.0 2021	997.9 2021	-	-	-	3.3 2021
28 Nov	20.0 2019	98.0 2020	1027.8 2019	14.8 2021	33.1 2020	42.6 2020	19.3 2019
	4.8 2021	30.0 2021	1002.2 2021	-	-	-	1.7 2021
29 Nov	19.4 2020	96.0 2023	1036.2 2019	16.6 2020	33.1 2020	1.8 2023	18.8 2020
	3.7 2021	29.0 2021	1003.8 2023	-	-	-	0.8 2021
30 Nov	20.0 2023	94.8 2020	1036.2 2019	12.3 2019	27.7 2023	0.0 > 3 casos	19.9 2023
	6.3 2021	60.0 2021	998.0 2023	-	-	-	3.4 2021

Almanac

